



NASHVILLE AREA

Metropolitan Planning Organization

March 24, 2014

Ms. Rhiannon Chambers
 Transportation Planner 3
 Program Development & Scheduling Office
 Tennessee Department of Transportation
 505 Deaderick Street, Suite 600
 Nashville, Tennessee 37243

Dear Ms. Chambers:

Enclosed please find Administrative Adjustment #2014-008 to the Nashville Area MPO's FY 2014-2017 Transportation Improvement Program. The following project for the Nashville MPO is being adjusted:

TIP #	Project	Modification
2014-86-6666	MPO Active Transportation Program	Added new FY 2014 U-STP funding line (no change in dollar amount)

The adjustment moves \$200,000.00 (federal) and \$50,000 (local) from the existing 2014 U-STP line with "PE, ROW, CONSTRUCTION" type of work into a new 2014 U-STP line with an "IMPLEMENTATION" type of work. Newly set-aside funds are to be used for the hiring of the Metro Nashville Active Mobility Planner.

I have included original and revised copies of the affected TIP page for your reference. The Administrative Adjustment has been made according to the procedures identified in the MPO's federally-approved Public Participation Plan and result in a fiscally constrained TIP.

Thank you for your assistance in processing this request. If you have any questions or comments, please contact me or Anna Emerson at 862-7204.

Best,

Michael Skipper
 Executive Director

CC w/enclosures: Mr. Rick Pack, TDOT
 Ms. Angie Midgett, TDOT
 Mr. Larry McGoogin, TDOT
 Ms. Katy Braden, TDOT
 Mr. Jim McAteer, MTA/RTA, MPO TCC Chair
 The Honorable Ken Wilber, MPO Executive Board Chair

Enclosures


Administrative Adjustment to The Fiscal Years 2014-2017
Transportation Improvement Program

Administrative Modification #: 2014-008
TIP Number: 2014-86-6666

FROM:

TIP# 2014-86-6666						
Jurisdiction: MPO						
Project: MPO Active Transportation Program						
Termini: Regionwide - Nashville Area MPO						
Description: 4-years of program funds for regional bicycle and pedestrian planning and coordination activities, AND active transportation projects to be awarded through competitive call-for-projects within 6-months of TIP adoption. Projects must advance regional initiatives to improve the availability, safety, and convenience of active forms of transportation. Funding could be used to implement a stand-alone project or supplement an existing project to ensure the inclusion of non-motorized modes (e.g., adding sidewalks to a road widening project).						
FY	Work	Funding	Total	Fed	State	Local
2014	PE, ROW, CONST	M-STP	625,305	500,244	0	125,061
2014	PE, ROW, CONST	U-ALT	3,250,000	2,600,000	0	650,000
2014	PE, ROW, CONST	U-STP	6,449,102.24	5,159,281.79	0	1,289,820.45
2015	PE, ROW, CONST	U-ALT	1,625,000	1,300,000	0	325,000
2016	PE, ROW, CONST	U-ALT	1,625,000	1,300,000	0	325,000
2017	PE, ROW, CONST	U-ALT	1,625,000	1,300,000	0	325,000
TOTAL			15,199,407.24	12,159,525.79	0.00	3,039,881.45

TO:



TIP# 2014-86-6666						
Jurisdiction: MPO						
Project: MPO Active Transportation Program						
Termini: Regionwide - Nashville Area MPO						
Description: 4-years of program funds for regional bicycle and pedestrian planning and coordination activities, AND active transportation projects to be awarded through competitive call-for-projects within 6-months of TIP adoption. Projects must advance regional initiatives to improve the availability, safety, and convenience of active forms of transportation. Funding could be used to implement a stand-alone project or supplement an existing project to ensure the inclusion of non-motorized modes (e.g., adding sidewalks to a road widening project).						
FY	Work	Funding	Total	Fed	State	Local
2014	PE, ROW, CONST	M-STP	625,305	500,244	0	125,061
2014	PE, ROW, CONST	U-ALT	3,250,000	2,600,000	0	650,000
2014	PE, ROW, CONST	U-STP	6,199,102.24	4,959,281.79	0	1,239,820.45
2014	IMPLEMENTATION	U-STP	250,000.00	200,000.00	0	50,000.00
2015	PE, ROW, CONST	U-ALT	1,625,000	1,300,000	0	325,000
2016	PE, ROW, CONST	U-ALT	1,625,000	1,300,000	0	325,000
2017	PE, ROW, CONST	U-ALT	1,625,000	1,300,000	0	325,000
TOTAL			15,199,407.24	12,159,525.79	0.00	3,039,881.45

*This project is being adjusted to move \$200,000.00 (federal) and \$50,000 (local) from existing 2014 U-STP line with "PE, ROW, CONSTRUCTION" type of work into a new 2014 U-STP line with an "IMPLEMENTATION" type of work. Newly set-aside funds are to be used for the hiring of the Metro Nashville Active Mobility Planner.



Transportation Improvement Program for FYs 2014-2017

Project Name	MPO Active Transportation Program			TIP #	2014-86-6666
Improvement Type	Multi-Modal Upgrades			Lead Agency	MPO
County	Multi-County	Length	0.00	Regional Plan ID	1086-601
Air Quality Status	Exempt	TDOT PIN		Project Cost	\$15,199,407.24
Route	MPO Active Transportation Program				
Location	Regionwide (Nashville-Davidson UZA)				
Project Description	4-years of program funds for regional bicycle and pedestrian planning and coordination activities, AND active transportation projects to be awarded through competitive call-for-projects within 6-months of TIP adoption. Projects must advance regional initiatives to improve the availability, safety, and convenience of active forms of transportation. Funding could be used to implement a stand-alone project or supplement an existing project to ensure the inclusion of non-motorized modes (e.g., adding sidewalks to a road widening project).				

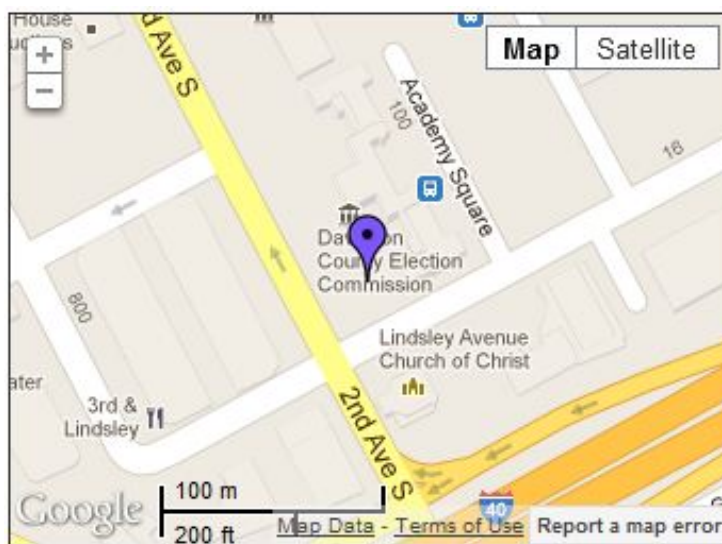
Fiscal Year	Type of Work	Funding Type	Total Funds	Federal Funds	State Funds	Local funds
2014	PE, ROW, CONSTRUCTION	M-STP	\$625,305.00	\$500,244.00	\$0.00	\$125,061.00
2014	PE, ROW, CONSTRUCTION	U-ALT	\$3,250,000.00	\$2,600,000.00	\$0.00	\$650,000.00
2014	PE, ROW, CONSTRUCTION	U-STP	\$6,449,102.24	\$5,159,281.79	\$0.00	\$1,289,820.45
2015	PE, ROW, CONSTRUCTION	U-ALT	\$1,625,000.00	\$1,300,000.00	\$0.00	\$325,000.00
2016	PE, ROW, CONSTRUCTION	U-ALT	\$1,625,000.00	\$1,300,000.00	\$0.00	\$325,000.00
2017	PE, ROW, CONSTRUCTION	U-ALT	\$1,625,000.00	\$1,300,000.00	\$0.00	\$325,000.00

REVISION HISTORY

PROJECT NOTES

U-ALT = Nashville-Davidson Urbanized Area Transportation Alternatives Program.

FY 2014 includes two years worth of funding.



Transportation Improvement Program for FYs 2014-2017

Project Name	MPO Active Transportation Program		TIP #	2014-86-6666
Improvement Type	Multi-Modal Upgrades		Lead Agency	MPO
County	Multi-County	Length	0.00	Regional Plan ID 1086-601
Air Quality Status	Exempt	TDOT PIN		Project Cost \$15,199,407.24
Route	MPO Active Transportation Program			
Location	Regionwide (Nashville-Davidson UZA)			
Project Description	4-years of program funds for regional bicycle and pedestrian planning and coordination activities, AND active transportation projects to be awarded through competitive call-for-projects within 6-months of TIP adoption. Projects must advance regional initiatives to improve the availability, safety, and convenience of active forms of transportation. Funding could be used to implement a stand-alone project or supplement an existing project to ensure the inclusion of non-motorized modes (e.g., adding sidewalks to a road widening project).			

Fiscal Year	Type of Work	Funding Type	Total Funds	Federal Funds	State Funds	Local funds
2014	PE, ROW, CONSTRUCTION	M-STP	\$625,305.00	\$500,244.00	\$0.00	\$125,061.00
2014	PE, ROW, CONSTRUCTION	U-ALT	\$3,250,000.00	\$2,600,000.00	\$0.00	\$650,000.00
2014	PE, ROW, CONSTRUCTION	U-STP	\$6,199,102.24	\$4,959,281.79	\$0.00	\$1,239,820.45
2014	IMPLEMENTATION	U-STP	\$250,000.00	\$200,000.00	\$0.00	\$50,000.00
2015	PE, ROW, CONSTRUCTION	U-ALT	\$1,625,000.00	\$1,300,000.00	\$0.00	\$325,000.00
2016	PE, ROW, CONSTRUCTION	U-ALT	\$1,625,000.00	\$1,300,000.00	\$0.00	\$325,000.00
2017	PE, ROW, CONSTRUCTION	U-ALT	\$1,625,000.00	\$1,300,000.00	\$0.00	\$325,000.00

REVISION HISTORY

3/14/2014 Amend# 2014-008 Moved \$200,000.00 (federal) and \$50,000 (local) from existing 2014 U-STP line with "PE, ROW, CONSTRUCTION" type of work into a new 2014 U-STP line with an "IMPLEMENTATION" type of work. Set-aside funds are to be used for the hiring of the Metro Nashville Active Mobility Planner.

PROJECT NOTES

U-ALT = Nashville-Davidson Urbanized Area Transportation Alternatives Program.

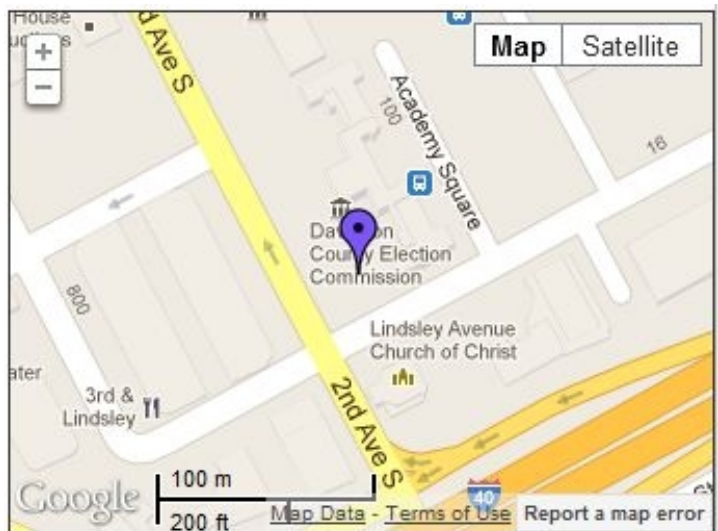


Table 5. FY 2014-2017 MPO Funds: FHWA STP Grant Revenues

Grant Program	Opening Balance*	FY 2014 Allocation	FY 2015 Allocation	FY 2016 Allocation	FY 2017 Allocation	Total Revenue
Total Revenue	\$90,340,437	\$19,488,875	\$18,585,378	\$18,771,231	\$18,958,943	\$166,144,864
STP Nash-Davidson UZA	\$77,455,561	\$16,774,871	\$16,942,620	\$17,112,046	\$17,283,166	\$145,568,264
STP Murfreesboro UZA	\$12,884,876	\$1,626,493	\$1,642,758	\$1,659,185	\$1,675,777	\$19,489,089
STP Fairview**	\$0.00	\$91,697	\$0.00	\$0.00	\$0.00	\$91,697
STP Lebanon**	\$0.00	\$319,296	\$0.00	\$0.00	\$0.00	\$319,296
STP Portland**	\$0.00	\$136,358	\$0.00	\$0.00	\$0.00	\$136,358
STP Spring Hill**	\$0.00	\$344,887	\$0.00	\$0.00	\$0.00	\$344,887
STP Springfield**	\$0.00	\$195,273	\$0.00	\$0.00	\$0.00	\$195,273

*Opening balance includes unobligated funds from prior years. **STP allocated by TDOT in four-year cycles. Amounts not yet determined by TDOT for FYs 2015-2017.

Table 6. FY 2014-2017 MPO Funds: FHWA STP Grant Program Expenditures

Grant Program	FY 2014 Programmed	FY 2015 Programmed	FY 2016 Programmed	FY 2017 Programmed	Total Programmed
Total Revenue	\$54,954,502	\$33,570,240	\$2,640,000	\$1,200,000	\$92,364,742
STP Nash-Davidson UZA	\$47,846,765	\$25,850,240	\$2,640,000	\$1,200,000	\$77,537,005
STP Murfreesboro UZA	\$6,020,226	\$7,720,000	\$0.00	\$0.00	\$13,740,226
STP Fairview**	\$91,697	\$0.00	\$0.00	\$0.00	\$91,697
STP Lebanon**	\$319,296	\$0.00	\$0.00	\$0.00	\$319,296
STP Portland**	\$136,358	\$0.00	\$0.00	\$0.00	\$136,358
STP Spring Hill**	\$344,887	\$0.00	\$0.00	\$0.00	\$344,887
STP Springfield**	\$195,273	\$0.00	\$0.00	\$0.00	\$195,273

REVISED (no change)

Table 5. FY 2014-2017 MPO Funds: FHWA STP Grant Revenues

Grant Program	Opening Balance*	FY 2014 Allocation	FY 2015 Allocation	FY 2016 Allocation	FY 2017 Allocation	Total Revenue
Total Revenue	\$90,340,437	\$19,488,875	\$18,585,378	\$18,771,231	\$18,958,943	\$166,144,864
STP Nash-Davidson UZA	\$77,455,561	\$16,774,871	\$16,942,620	\$17,112,046	\$17,283,166	\$145,568,264
STP Murfreesboro UZA	\$12,884,876	\$1,626,493	\$1,642,758	\$1,659,185	\$1,675,777	\$19,489,089
STP Fairview**	\$0.00	\$91,697	\$0.00	\$0.00	\$0.00	\$91,697
STP Lebanon**	\$0.00	\$319,296	\$0.00	\$0.00	\$0.00	\$319,296
STP Portland**	\$0.00	\$136,358	\$0.00	\$0.00	\$0.00	\$136,358
STP Spring Hill**	\$0.00	\$344,887	\$0.00	\$0.00	\$0.00	\$344,887
STP Springfield**	\$0.00	\$195,273	\$0.00	\$0.00	\$0.00	\$195,273

*Opening balance includes unobligated funds from prior years. **STP allocated by TDOT in four-year cycles. Amounts not yet determined by TDOT for FYs 2015-2017.

Table 6. FY 2014-2017 MPO Funds: FHWA STP Grant Program Expenditures

Grant Program	FY 2014 Programmed	FY 2015 Programmed	FY 2016 Programmed	FY 2017 Programmed	Total Programmed
Total Revenue	\$54,954,502	\$33,570,240	\$2,640,000	\$1,200,000	\$92,364,742
STP Nash-Davidson UZA	\$47,846,765	\$25,850,240	\$2,640,000	\$1,200,000	\$77,537,005
STP Murfreesboro UZA	\$6,020,226	\$7,720,000	\$0.00	\$0.00	\$13,740,226
STP Fairview**	\$91,697	\$0.00	\$0.00	\$0.00	\$91,697
STP Lebanon**	\$319,296	\$0.00	\$0.00	\$0.00	\$319,296
STP Portland**	\$136,358	\$0.00	\$0.00	\$0.00	\$136,358
STP Spring Hill**	\$344,887	\$0.00	\$0.00	\$0.00	\$344,887
STP Springfield**	\$195,273	\$0.00	\$0.00	\$0.00	\$195,273